


THE WORLD LEADER IN CLEAN AIR SOLUTIONS

MEGAcel®

ULPA FILTERS

- AAF ePTFE Technology media combines ultra-high efficiency with negligible pressure drop
- Lower energy consumption — save more than 30%
- High resistance to corrosive environments (acids, alkalis, and organic substances)
- Negligible off-gassing properties (boron, sodium, potassium, silicon)
- High tensile strength media, more resistant to rough handling in transportation and installation
- Meets I300I specifications and is UL 900 and ULC S111 Classified
- Lower profile, reducing space and weight

The AAF MEGAcel line of filters is designed to meet semiconductor industry cleanroom filtration requirements for fabs, modular, mini, and microenvironments, as stated in the I300I specifications. Manufactured with high-performance ePTFE Technology media, MEGAcel filters provide extremely high particulate filtration efficiencies, lower pressure drops, and negligible off-gassing.



State-of-the-Art Design

Designed to combine maximum efficiency with lowest pressure drop, the MEGAcel media pack is employed in a variety of design and size configurations, making the MEGAcel suitable for numerous application requirements.

The ePTFE Technology media pack is produced to assure precision in pleat spacing and height, thereby reducing “dead-spots” and promoting consistent and uniform air distribution throughout the filter. The pleat design allows the air to move throughout the entire depth of the filter, utilizing the full cleaning capability of the media.

Developed by AAF Engineers: ePTFE Technology Media

Groundbreaking ePTFE Technology media was engineered by AAF's research and design teams. Media production, testing, and packaging are all performed in AAF's (ISO 7) ultra-modern controlled environment, eliminating the potential for contamination of the filter during manufacturing.

MEGAcel®
with ePTFE Technology

AAF®
INTERNATIONAL

BETTER AIR IS OUR BUSINESS®

Energy Conservation

The ePTFE Technology pleated pack resistance is a minimum of 30% lower than conventional micro fiberglass media, a factor contributing to greatly reducing fan energy consumption. AAF's pleating method using intermittent polyamide separators allows more open media area, optimizing pleat pack resistance.

Perfect Filter Media

Compared with micro fiberglass media, the ePTFE Technology media provides superior benefits including inert chemical properties, more uniform fiber distribution, smaller fiber diameters and pore size, which reduces resistance with higher filtration performance to achieve substantial energy savings.




Figure A (10,000x)





Figure B (10,000x)

Photographed at 10,000x magnification, these images illustrate the finer fiber diameter and more consistent composition of ePTFE Technology membrane media (Figure A), when compared with micro fiberglass media (Figure B).



MEGAcel® frames are available with gel seal frame, gasket seal frame, and knife edge frame (shown from left to right.)

Sturdy Construction

Tooling environments often produce harmful and corrosive by-products. The MEGAcel filter is extremely resistant to these harsh conditions and also offers superior efficiency and pressure drop characteristics.

Manufactured with high quality ePTFE Technology media, the MEGAcel filter is water resistant and meets the requirements of UL 900 and ULC S111. The media pack is permanently attached to an anodized extruded aluminum frame with a low offgassing urethane adhesive.



MEGAcel® filters were designed to meet the most demanding high efficiency filtration applications

Chemical Advantages of ePTFE Technology Media

Negligible Offgassing

ePTFE Technology media has smaller pore size and fiber diameter than micro-fiberglass. These characteristics significantly reduce the levels of off-gassing impurities typical to micro-fiberglass (which include boron, sodium, potassium, and silicon) to almost zero.

High Corrosion Resistance

ePTFE Technology media has been proven to be resistant in highly corrosive environments including alkaline, acid, and organic substances. All of these environments can be found in semiconductor manufacturing processes.

Superior Water Resistance

ePTFE Technology media provides superior water resistance in comparison with micro-fiberglass and low boron microglass media.

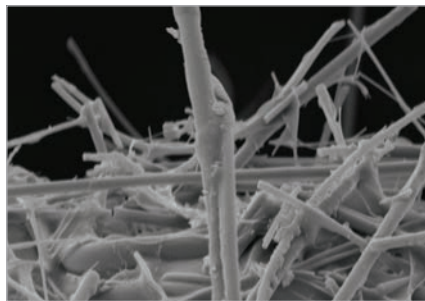


Figure C (5,000x)





Figure D (5,000x)

Examining the structure under the microscope clearly shows the broken glass fibers at the pleat edge (Figure C), while the fold of the ePTFE Technology media (Figure D) is intact.

State-of-the-Art Testing

AAF has established an air filtration testing methodology that is among the most comprehensive and accurate in the industry. Testing is essential in documenting filter efficiency and assisting in research and development of filtration products. AAF's testing facilities meet the highest standards for quality control.

Every MEGAcel filter is tested and certified, using procedures tailored to your specifications, to meet your performance requirements prior to shipping.



Ongoing Quality Control

Process control starts with sample flat sheets taken from each roll of media tested to verify efficiency and pressure drop. The media is carefully pleated and assembled in the cell side designed for each specific application. The filter is then rigorously tested and certified to meet performance requirements.

The filter is inspected for dimensional accuracy, automatically scanned by computer controlled scanning equipment for pinhole leaks, and tested for filtration efficiency and pressure drop. Every filter is labeled identifying product code numbers, dimensions, a serial number, tested filter efficiency, and filter resistance at the rated airflow. Rigorous testing ensures customers receive products of the highest quality and performance to meet their stringent requirements, while reducing operating costs and providing the highest energy savings.

MEGAcel®

Operating Data

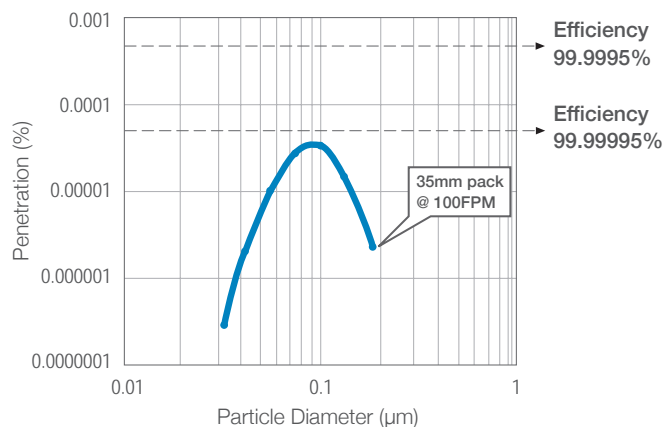
High Efficiency Performance

The MEGAcel filter provides efficiency and performance far superior to the competition. AAF is first with providing filters which meet rigorous I300I specifications for the manufacturing of 300 mm wafers.

At a peak airflow of 100 FPM, Most Penetrating Particle Size (MPPS) efficiency is superior to the stringent requirements of 99.99995% efficiency.

The combination of advanced levels of efficiency and the lowest possible pressure drop makes MEGAcel a simple choice for use in 450 mm, 300 mm, or 200 mm wafer production.

Penetration vs. Particle Size Typical Data

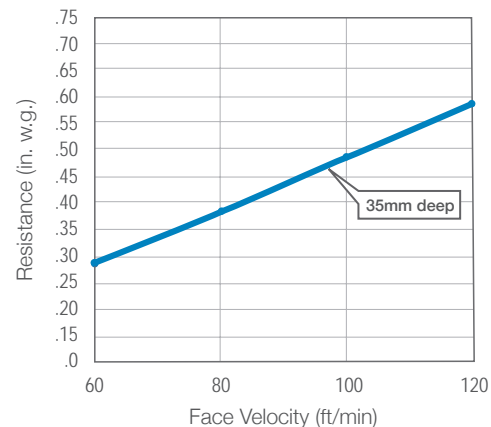


Lowest Possible Pressure Drop

Pressure drop is measured using a manometer as the test filter is subjected to a metered air volume. Testing on a volumetric basis is specified in the Institute of Environmental Sciences and Technology IEST-RP-CC007 recommended practice on ULPA filters.

AAF calculates the total square footage of usable media pack area (outside dimensions of filter minus the frame thickness and adhesive) and multiplies this number by 100 FPM to determine an accurate volumetric test flow. (This value is approximately 720 CFM for a nominal 24" X 48" filter.) This method simulates actual cleanroom airflow conditions ensuring a true measurement of pressure drop.

Resistance vs Velocity Typical Performance



9920 Corporate Campus Drive, Suite 2200, Louisville, KY 40223-5690
888.223.2003 Fax 888.223.6500 | www.aafintl.com

AAF has a policy of continuous product research and improvement and reserves the right to change design and specifications without notice.

ISO Certified Firm
AFP-1-402F 09/15

©2015 AAF International